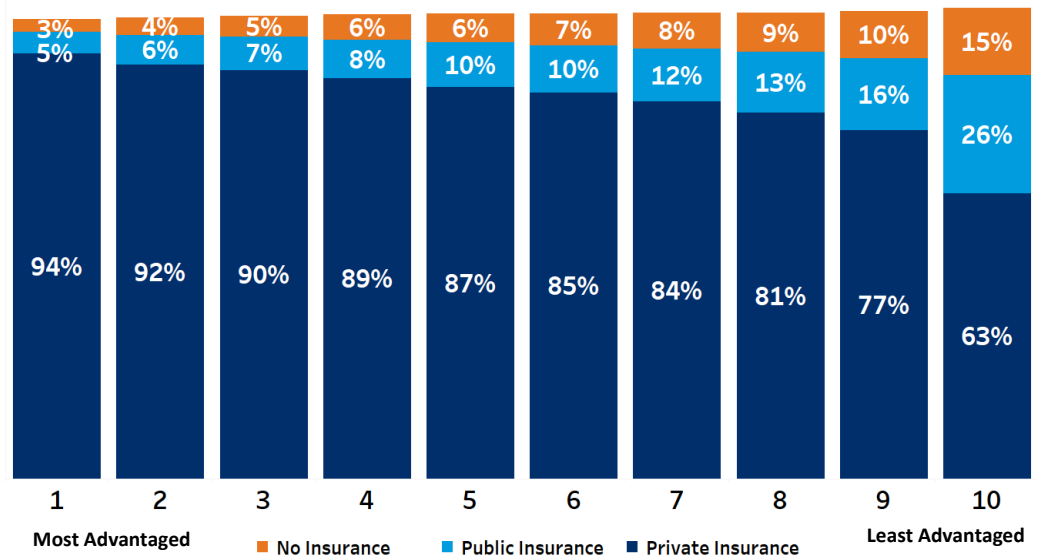


InfoByte: HADEN's New Insights to Inform Decisions

Courtesy of the Wisconsin Health Information Organization

March 2026

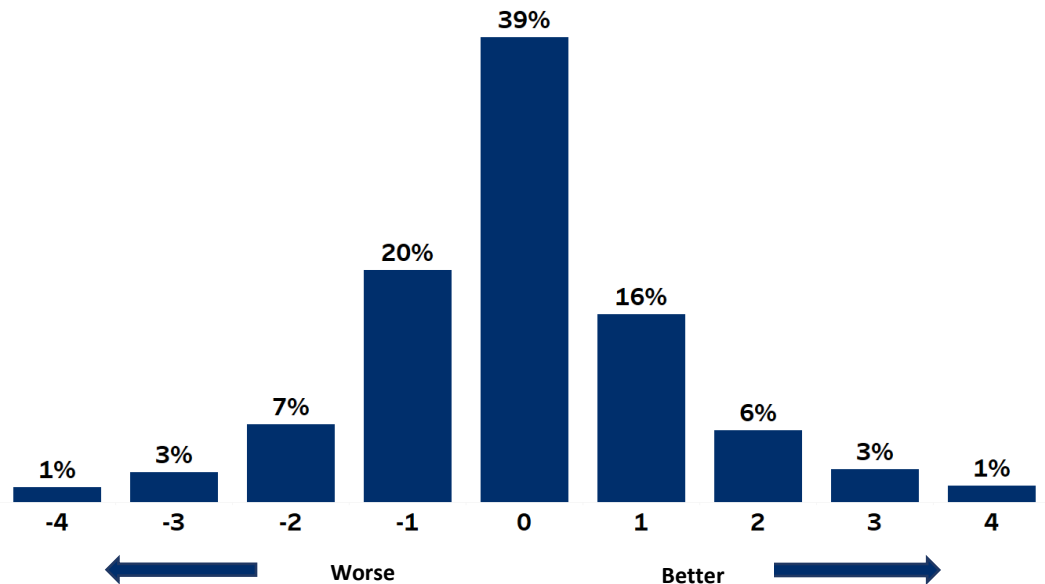
Insurance of Working Adults, Age 19-64, by Area Deprivation Index, 2023



The graph above shows the percentage of working people with and without insurance within each Wisconsin ADI. The total percentage in an index may not equal 100 percent due to ACS estimations, rounding, and people that have public and private insurance at the same time.

Below, the graph shows the percentage of Wisconsinites that have remained in the same ADI rank and those who have had a change of +/-1 to 4 indices in their ADI ranking. About 4 percent of people in this analysis had a change in ADI rank of 5 or more indices.

Change in Area Deprivation Index Rank from 2015 to 2023



The Health Attributes and Demographic Navigator (HADEN) is now available to Wisconsin decision makers from the Wisconsin Health Information Organization (WHIO). HADEN includes data on over 5 million Wisconsinites obtained from the 2023 American Community Survey (ACS), the 2023 Area Deprivation Index (ADI), and the 2022 Social Vulnerability Index (SVI). HADEN can be used alone or in conjunction with other WHIO products.

The ADI ranks neighborhoods based on income, employment, education, and housing quality. An ADI of 1 refers to the most advantaged neighborhoods and an ADI of 10 the most disadvantaged neighborhoods. The University of Wisconsin School of Medicine and Public Health provides the ADI. For more ADI information go to: neighborhoodatlas.medicine.wisc.edu.

InfoByte: HADEN's New Insights to Inform Decisions

Courtesy of the Wisconsin Health Information Organization

March 2026



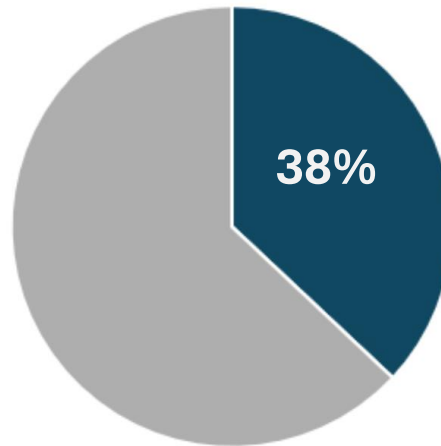
The HADEN includes data from the ACS which estimates the demographic, social, economic, and housing characteristics of a population at the census tract level. This information can be used to assess the status and needs of populations within Wisconsin. The graphics to the right are examples of information available in HADEN.

Finally, the SVI identifies the level of support that a community may need during a disaster, and it is used to measure the resilience of each community in Wisconsin.

The WHIO is Wisconsin's All-Payer Claims Database. It contains information on the health care that is delivered to over 5.4 million people in Wisconsin.

For more information, contact the WHIO at 608-442-3876 or at info@whio.org

Cost Burden of Housing in Wisconsin, 2023



Spending more than 30% of income on rent, mortgage payments, and housing related expenses can lead to financial strain by limiting one's ability to cover other expenses and meet savings goals. According to the US Census Bureau, 49.7% of renters and homeowners nationwide spent more than 30% of their income on rent, mortgage payments, and housing related expenses in 2023.

Another important characteristic of a population's quality of life is access to important online information and applications. As more daily functions move to the internet, the ability to access a computer or cell phone, and access to broadband has become essential to meeting daily needs and staying informed.

WI Households with Computer and/or Broadband Access, 2023

